



SPECIFICATION TEMPLATE

ULTRAWOOD Non-combustible Aluminium Cladding System

1. SCOPE OF WORK

The scope of work includes the design, supply, fabrication and installation ULTRAWOOD Non-combustible Aluminium Cladding System, complete with all necessary sub-structures, anchors, hardware and fittings to provide a total installation and cladding system from the structure out.

2. MATERIAL AND FINISHES

Cladding Material:

Aluminium cladding material shall be supplied by Blue Chip Group Pty Ltd (Ph: 1300 945 123) comprising of solid extruded pre-finished aluminium cladding panels which are minimum 6063-T5 series marine-grade aluminium alloy.

****NO ALTERNATIVE MATERIALS WILL BE ACCEPTED FOR THIS PROJECT****

Colour Selection:

Refer to exterior finishes schedule.

(Select colour code/s from the Finishes tab at the below link)

<http://www.bluechipgroup.net.au/facade-cladding-perth/extruded-aluminium-cladding-perth>

Fire Properties:

Manufactured by Blue Chip Group Pty Ltd; ULTRAWOOD is a DTS Non-Combustible product in accordance with the BCA/NCC when tested to AS1530.1 and AS1530.3.

Timber-look Coating:

ITEM	TEST STANDARD	UNIT	RESULT
Non-combustible	AS 1530.1	CSIRO	Pass
Non-combustible (DTS) – NCC 2019	NCC C1.9(e)(v)	CSIRO	Pass
Non-combustible (DTS) – NCC 2022	NCC C2D10(6)(e)	CSIRO	Pass
Ignitability Index	AS 1530.3	AWTA*	8
Spread of Flame Index	AS 1530.3	AWTA*	0
Heat Evolved Index	AS 1530.3	AWTA*	0
Smoke Developed Index	AS 1530.3	AWTA*	4
Group Number	AS 5637	AWTA*	1

Standard Powder Coating Colours:

ITEM	TEST STANDARD	UNIT	RESULT
Non-combustible	AS 1530.1	CSIRO	Pass
Non-combustible (DTS) – NCC 2019	NCC C1.9(e)(v)	CSIRO	Pass
Non-combustible (DTS) – NCC 2022	NCC C2D10(6)(e)	CSIRO	Pass
Ignitability Index	AS 1530.3	CSIRO*	0
Spread of Flame Index	AS 1530.3	CSIRO*	0
Heat Evolved Index	AS 1530.3	CSIRO*	0
Smoke Developed Index	AS 1530.3	CSIRO*	3
Group Number	AS 5637	AWTA*	1

*Always check the AS 1530.3 certificate to ensure the finish was applied to the aluminium prior to conducting the testing. Note that this does NOT apply to the AS 1530.1 testing.



Physical Properties:

ITEM	TEST STANDARD	UNIT	RESULT
Alloy Grade / Temper	Actual	-	6063 T5
Material Density	Actual	Kg/m3	2,709
Magnesium Content	Actual	%	0.7
Silicon Content	Actual	%	0.4
Thermal Expansion	Actual	mm/m/°C	0.025

3. FABRICATION

Aluminium Extrusion:

The panels manufactured by Blue Chip Pty Ltd shall be produced to the chemical composition, mechanical properties, and dimensional tolerances in accordance with AS 1866.

Timber-look & Powder Coating:

The panels manufactured by Blue Chip Pty Ltd shall have all coatings applied in accordance with AS 3715, the Australian standard for 'Metal Finishing – Thermoset powder coating for architectural applications of aluminium and aluminium alloys' which sets out the requirements for pre-treatment, application, and performance of powder coatings on aluminium substrates.

Anodised Finish:

The panels manufactured by Blue Chip Pty Ltd shall be anodised in accordance with AS 1231, the Australian standard for architectural anodising, which outlines the requirements anodised facades must meet to withstand different environmental requirements

Warranty:

ULTRAWOOD shall be covered by a manufacturer's warranty for a minimum period of 10 years. All work to be carried out in accordance with the manufacturer's recommendations and installation details. The warranty is subject to the cladding system being fabricated and installed by a manufacturer trained and approved installer with a minimum 5 years' experience.

4. INSTALLATION

Technical Manual:

The panels shall be fabricated and installed in accordance with the most recent version of the ULTRAWOOD Technical Manual which is available online at www.bluechipgroup.net.au or by emailing sales@bluechipgroup.net.au or by calling **1300 945 123**.

Installation Details:

The panels shall be fabricated and installed in accordance with the most recent version of the ULTRAWOOD Installation Details which are available online at www.bluechipgroup.net.au or by emailing sales@bluechipgroup.net.au or by calling **1300 945 123**. (Only PDF installation details are available online. For CAD/DWG installation details email or call as above).

General Guidelines:

The cladding system shall be installed using secret-fix screws to STUDTEK steel top-hats or timber framing over AS 4200.1 compliant sarking which has been installed as per AS 4200.2 to satisfy the deemed-to-satisfy (DTS) weatherproofing requirements in accordance with NCC 2022, clause F3D3. Use CLADTRIM colour-matched trims supplied by Blue Chip Group Pty Ltd or custom trims and flashings, supplied by others, for all junctions and joint details, sealed with PROLASTIK sealant as required to ensure weatherproofing.



The cladding system shall be installed by an approved cladding subcontractor with a demonstrated experience of at least 5 years in the fabrication and installation of pre-finished cladding systems. All work to be carried out in accordance with the ULTRAWOOD manufacturer's recommendations and installation manuals. All component parts shall be installed level, true to line with uniform joints and reveals.

5. SYSTEM COMPONENTS


Insulated Façade System - OPTIONAL:

For an optional insulated façade system use BICEP façade brackets and support profiles with IROCK non-combustible insulation to achieve an engineered exterior insulation zone.



Sarking:

In climate zones 1-3, sarking shall be FIRESpan DTS non-combustible vapour barrier and in climate zones 4-8, sarking shall be FIRESpan Class 4 vapour permeable membrane, as per the requirements of NCC 2022 clause F8D3. Install and tape sarking in accordance with AS 4200.2 behind all cladding areas for DTS weatherproofing compliance as per NCC 2022 clause F3D3.



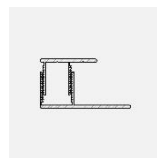
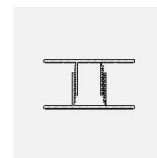
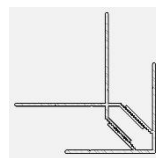
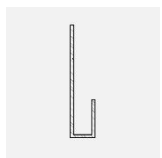

Sub-framing System:

The sub-framing system shall be STUdTEK steel top-hats attached to the main structure (or BICEP Façade System) in a manner to ensure all applied loadings to the cladding is transferred back to the main structure. Size and spacing of top hat members shall be determined according to applied loads and deflection limitations for any given project. Top-hat centres shall be maximum 600mm centres unless otherwise approved by a structural engineer.



Colour-matched Trim Profiles:

Shall be CLADTRIM aluminium trims supplied by Blue Chip Group Pty Ltd and colour-matched to the selected cladding finish. Install and seal with PROLASTIK sealant in accordance with manufacturer's recommendations to ensure weatherproofing.





Joint & Trim Sealant:

All penetrations and junctions shall be sealed with PROLASTIK matt NC silicone sealant supplied by Blue Chip Group Pty Ltd and installed over closed cell foam backing rod, as applicable, to manufacturer's specifications and as required for weather-proofing compliance.



Fixings:

Fasteners, including concealed screws, nuts, bolts, and other items required for connecting aluminium to aluminium or aluminium to steel shall be in accordance with AS 3566.2 and of a type to suit its application and exposure conditions.

- Class 1/2: Internal applications.
- Class 3: External applications, moderate industrial and marine applications.
- Class 4: Severe marine applications

Dissimilar Materials:

Where two surfaces of dissimilar material come into contact, such surfaces shall be separated with a layer of PVC or Polyethylene tape, or powder-coat finish as required to ensure against bimetallic corrosion.