



BLUECHIP

Timber Cladding

ULTRAWOOD Product Brochure

www.bluechipgroup.net.au



ULTRAWOOD

Non-combustible Timber Cladding & Battens

Description

ULTRAWOOD is an innovative new generation exterior cladding product made from highly durable marine-grade aluminium and factory pre-finished using the latest matt-effect technology in a wide range of realistic timber colours. Deemed-to-satisfy non-combustible in accordance with the BCA/NCC, it has been fully tested in Australia by CSIRO achieving excellent results to AS 1530.1 and AS 1530.3. Eco-friendly, low maintenance and incredibly durable, ULTRAWOOD is ideal for type A and B construction projects such as high rise apartments and bushfire rated areas which require non-combustible cladding.

Product Benefits



AS 1530.1 NON-COMBUSTIBLE

ULTRAWOOD is a non-combustible cladding product in accordance with the relevant requirements of the NCC/BCA and has been tested by NATA accredited CSIRO to AS 1530.1 and AS 1530.3.



MARINE GRADE DURABILITY

Along with the marine-grade aluminium base material, the matt-effect ULTRAWOOD coating has undergone extensive durability testing and has been proven to perform in the harsh Australian conditions.



INTELLIGENT PROFILE

The ULTRAWOOD profile has been intelligently designed to provide excellent usability such as multi-angle mating and it has double swarf-free contact points for superior consistency and weather-proofing.



EASY INSTALLATION

Supplied in custom lengths, ULTRAWOOD has 155mm cover per board making it fast and easy to install to a simple sub-frame at 600mm centres using secret-fix screws and a colour-matched trim system.



VERY LIGHT-WEIGHT

Compared to many other timber cladding products, ULTRAWOOD is a very light-weight system weighing only 8.75kg per square metre offering potential structural advantages and cost savings.



MANUFACTURER'S WARRANTY

Despite the undisputed durability of high-grade aluminium, ULTRAWOOD cladding offers a 10yr manufacturer's warranty on all different finishes for peace of mind and guaranteed performance.



NATURAL AESTHETICS


The beautiful looking finish on the ULTRAWOOD boards is possible because the latest matt-effect coating technology provides incredible richness and variation along with outstanding long-term durability.



COLOUR-MATCHED TRIMS

The ULTRAWOOD system is completed using the CLADTRIM click-together trim system covering all common construction details and finished in exactly the same matt-effect coating for a perfect match.


Profiles



Specification Code: UW*G ULTRAWOOD Groove Profile




Specification Code: UW*C ULTRAWOOD Cabin Cladding



Specification Code: UW*S ULTRAWOOD Seam Cladding



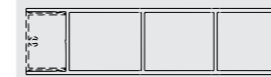
Specification Code: UW*B5050 ULTRAWOOD 50 x 50 Batten



Specification Code: UW*B10050 ULTRAWOOD 100 x 50 Batten




Specification Code: UW*B15050 ULTRAWOOD 150 x 50 Batten



Specification Code: UW*B20050 ULTRAWOOD 200 x 50 Batten



Specification Code: UW*B25050 ULTRAWOOD 250 x 50 Batten



Specification Code: UW*B30050 ULTRAWOOD 300 x 50 Batten

Availability

CODE	DESCRIPTION	LEAD TIME	MOQ
UW*G15518	ULTRAWOOD 155 x 18mm Groove (Colour), 6.5m Length	4-5 Weeks	1 Length
UW*C15525	ULTRAWOOD 155 x 25mm Cabin (Colour), 6.5m Length	14-16 Weeks	50 Lengths
UW*S20548	ULTRAWOOD 205 x 48mm Seam (Colour), 6.5m Length	14-16 Weeks	50 Lengths
UW*BXXX50	ULTRAWOOD XXX x 50mm Batten (Colour), 6.5m Length	4-5 Weeks	1 Length
UWEXXX50	ULTRAWOOD XXX x 50mm Batten End Cap (Colour)	4-5 Weeks	1 End Cap
CFM40X	COLOURFIX 40mm x 8g End Cap Screw (Colour), 100 Pack	3-4 Weeks	1 Pack

(*) Indicates different finish options. U for Ultrawood Timber Colours and P for Powdercoat Colours

System Components

 <p>FIRESPAN AS 1530.1 Sarking</p>	 <p>MEMBRANES Breathable Barriers</p>	 <p>BICEP & STUDTEK Steel Facade System</p>	 <p>CLADTRIM Colour-match Trims</p>	 <p>COLOURFIX Coloured Fixings</p>
--	---	---	---	--

INSTALL & TECHNICAL


For installation and technical information, scan the QR code and view 'Downloads' tab.




ULTRAWOOD

Colour Chart

Ultrawood Colours



Anodised Colours



Powdercoat Excel Colours



(**) Gold anodised colours will not be consistent and will have significant variation of colour and tone both between different lengths and within a single length.













ULTRAWOOD

Colour Chart



Powdercoat Living Colours

							
GA030A Bright White Gloss	GA124A White Satin	GA078A Pearl White Gloss	GA160A Shoji White Satin	GA057A White Birch Gloss	GA211A Off White Matt	GL258A Oyster Grey Matt	GL107A APO Grey Satin
							
GD037A Primrose Gloss	GD025A Magnolia Gloss	GD016A Almond Ivory Gloss	GD188A Doeskin Satin	GD042A Rivergum Gloss	GD007A Barley Gloss	GD247A Stone Beige Matt	GM175A Pottery Satin
							
GL060A Storm Grey Gloss	GL175A Olde Pewter Satin	GG142A Claret Satin	GL031A Transformer Grey Gloss	GL040A Notre Dame Gloss	GM100A Hamersley Brown Satin	GL015A Roseberry Grey Gloss	GN063A Coral Black Gloss
							
GN248A Custom Black Matt	GN150A Black Satin						








Powdercoat Vivica Colours

				
GW003K Mercury Silver Gloss	GL211A Citi Matt	GY070A Ultra Silver Gloss	GY119A Nobel Silver Pearl Satin	GY184C Palladium Silver Pearl Satin
				
GY270A Asteroid Pearl Matt	GL249A Storm Front Matt	GY042A Black Onyx Gloss	GY237A Charcoal Pearl Matt	GM019A Charcoal Metallic Gloss








Precis Colours

	
GY21AA Natural Shimmer Matt	GY20BA Dark Bronze Matt

Powdercoat Anodic Colours

						
GY221A Anodic Clear Matt	GD227A Anodic Off White Matt	GL237A Anodic Silver Grey Matt	GY235A Anodic Natural Matt	GY276A Anodic Champagne Matt	GY114A Anodic Bronze Satin	GL213A Anodic Dark Grey Matt





Powdercoat Sable Colours

						
GL320A Sable Grey Nurse	GY301A Sable Silver	GL277A Sable Brilliance	GN271A Sable Asteroid	GX350A Sable Cor Ten	GN297A Sable Bass	GN341A Sable Black

Powdercoat Ultriva Colours

							
YA278A Pearl White Matt	YY245A Citi Pearl Matt	YY276A Champagne Pearl Matt	YY223A Anodic Natural Matt	YX207C French Champagne Matt	YY25AA Precis Natural Shimmer Matt	YY22BA Precis Pure Gold Matt	YY20BA Precis Dark Bronze Matt
							
YN21BA Precis Black Ink Matt	YL264A Monument Matt	YN201A Ebony Matt	YY225A Bronze Pearl Matt	YY366A Sable Medium Bronze	YW100C Eternal Silver Satin	YY377A Sable Brilliance	YY263A Titanium Pearl Matt
							
YY270A Asteroid Pearl Matt	YY397A Sable Bass	YL238A Charcoal Matt	YY237A Charcoal Pearl Matt				

Powdercoat Vitality Colours

							
GE087A Brilliant Yellow Gloss	GK063A Lycra Strip Gloss	GF049A Sensation Gloss	GG155A Lobster Satin	GK051A Viper Green Gloss	GK043A Shamrock Green Gloss	GJ045A Bondi Blue Gloss	GJ174A Jaybird Satin



We've Got It Covered



V1122



BLUECHIP

Metal Cladding



BLUECHIP

Natural Cladding



BLUECHIP

Timber Cladding



BLUECHIP

Decking Products



BLUECHIP

Insulation Products



BLUECHIP

Facade Systems

Blue Chip Group Pty Ltd

SYDNEY | MELBOURNE | BRISBANE | PERTH

P 1300 945 123

E sales@bluechipgroup.net.au

www.bluechipgroup.net.au

DISCLAIMER No information or advice contained in this publication is binding in any way shape or form and is provided on a without prejudice basis. All photographs and colour swatches are indicative only. All dimensions are nominal and all product data and specifications are subject to change without notice. All pricing, sales, communications and transactions are subject to Blue Chip Group's terms of trading which are available on request.